

Air Conditioning

Product Information

R2 Series High Efficiency (69-96kW)

Simultaneous Heating and Cooling
with Heat Recovery Outdoor Unit

Making a
World of
Difference

CITY MULTI

NEXT
GENERATION VRF



Throughout the year, many buildings require cooling in some areas and heating in others - even in adjacent rooms. The outstanding City Multi R2 system meets these requirements by distributing surplus heat from cooling operations (and vice versa) to rooms where it is needed. This efficiency can result in energy savings up to 30% over conventional systems.

Key Features

- Highest specification, highest efficiency heat recovery system available
- Delivers the highest levels of comfort, both thermally and acoustically
- Flexible design, installation and maintenance



Cooling | Heating | Ventilation | Controls

Air Conditioning

Product Information

R2 Series High Efficiency (69-96kW)

Simultaneous Heating and Cooling with Heat Recovery Outdoor Unit

Making a World of Difference



OUTDOOR UNITS		PURY-EP600YSNW-A	PURY-EP650YSNW-A	PURY-EP700YSNW-A	PURY-EP750YSNW-A	PURY-EP800YSNW-A	PURY-EP850YSNW-A
CAPACITY (kW)	Heating (nominal)	76.5	81.5	88.0	95.0	100.0	108.0
	Cooling (nominal)	69.0	73.0	80.0	85.0	90.0	96.0
	High Performance Heating (UK)	72.7	77.4	83.6	85.5	90.0	97.2
	COP Priority Heating (UK)	69.6	74.2	80.1	81.7	86.0	92.9
	Cooling (UK)	61.8	65.3	71.6	76.1	80.6	85.9
POWER INPUT (kW)	Heating (nominal)	17.58	18.94	20.65	23.74	26.80	27.47
	Cooling (nominal)	15.71	16.59	18.18	20.58	23.37	22.91
	High Performance Heating (UK)	23.38	25.19	27.46	26.83	30.28	31.04
	COP Priority Heating (UK)	17.58	18.94	20.65	23.03	26.00	26.65
	Cooling (UK)	9.11	9.62	10.54	11.94	14.96	14.66
COP / EER (nominal)	4.35 / 4.39	4.30 / 4.40	4.26 / 4.40	4.00 / 4.13	3.73 / 3.85	3.93 / 4.19	
SCOP / SEER*	-	-	-	-	-	-	-
MAX No. OF CONNECTABLE INDOOR UNITS		50	50	50	50	50	50
MAX CONNECTABLE CAPACITY		50-150% OU Capacity	50-150% OU Capacity	50-150% OU Capacity	50-150% OU Capacity	50-150% OU Capacity	50-150% OU Capacity
AIRFLOW (m³/min)	High	240 / 240	240 / 250	250 / 250	250 / 315	315 / 315	315 / 315
PIPE SIZE mm (in)	Gas	28.58 (1-1/8")	28.58 (1-1/8")	34.93 (1-3/8")	34.93 (1-3/8")	34.93 (1-3/8")	41.28 (1-5/8")
	Liquid	22.2 (7/8") / 28.58 (1-1/8") ¹	28.58 (1-1/8")	28.58 (1-1/8")	28.58 (1-1/8")	28.58 (1-1/8")	28.58 (1-1/8")
SOUND PRESSURE LEVEL (dBA)		70.0	69.0	67.0	70.5	72.0	72.5
SOUND POWER LEVEL (dBA)		89.5	88.5	86.0	89.5	91.0	91.5
WEIGHT (kg)		236 + 236	236 + 279	279 + 279	279 + 282	282 + 282	282 + 306
DIMENSIONS (mm)	Width	920 + 920	920 + 1240	1240 + 1240	1240 + 1240	1240 + 1240	1240 + 1240
	Depth	740	740	740	740	740	740
	Height (1798mm without legs)	1858	1858	1858	1858	1858	1858
ELECTRICAL SUPPLY ²		380-415v, 50Hz	380-415v, 50Hz	380-415v, 50Hz	380-415v, 50Hz	380-415v, 50Hz	380-415v, 50Hz
PHASE ²		Three	Three	Three	Three	Three	Three
STARTING CURRENT (A) ²		8	8	8	8	8	8
NOMINAL SYSTEM RUNNING CURRENT (A) ²	Heating / Cooling [MAX]	27.1 / 24.2 [20.3 + 20.3]	29.2 / 25.6 [20.3 + 24.4]	31.9 / 28.1 [24.4 + 24.4]	36.6 / 31.8 [24.4 + 30.7]	41.4 / 36.1 [30.7 + 30.7]	42.4 / 35.4 [30.7 + 34.6]
GUARANTEED OPERATING RANGE (°C)	Heating / Cooling	-20-15.5 / -5-52	-20-15.5 / -5-52	-20-15.5 / -5-52	-20-15.5 / -5-52	-20-15.5 / -5-52	-20-15.5 / -5-52
FUSE RATING (MCB sizes BS EN 60947-2) - (A) ²		1 x 25 / 1 x 25	1 x 25 / 1 x 25	1 x 25 / 1 x 25	1 x 25 / 1 x 32	1 x 32 / 1 x 32	1 x 32 / 1 x 40
MAINS CABLE No. Cores ²		4 + earth / 4 + earth	4 + earth / 4 + earth	4 + earth / 4 + earth	4 + earth / 4 + earth	4 + earth / 4 + earth	4 + earth / 4 + earth
CHARGE REFRIGERANT (kg) / CO ₂ EQUIVALENT (t) R410A (GWP 2088)		10.4 / 21.7	13.2 / 27.6	16 / 33.4	16 / 33.4	16 / 33.4	18.8 / 39.3
MAX ADDITIONAL REFRIGERANT (kg) / CO ₂ EQUIVALENT (t) R410A (GWP 2088)		53.6 / 111.9	59.8 / 124.9	78 / 162.9	80.5 / 168.1	83 / 173.3	80.2 / 167.5

Notes: *SCOP / SEER available separately in the 'City Multi VRF Seasonal Efficiency' document. Based on Ecodesign Lot 21 / 6 to EN14825 standard.

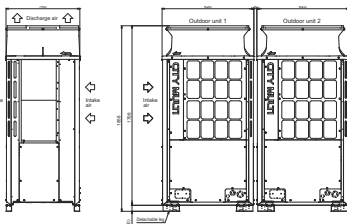
¹ If distance from OU to BC controller is greater than 65m. ² A separate power supply is required for each module. Where more than one figure is quoted there are multiple modules.

PRODUCT DIMENSIONS

PURY-EP600YSNW-A

Side View

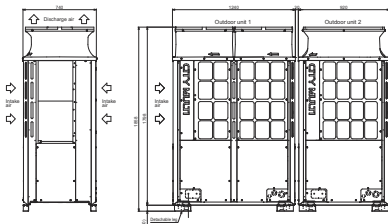
Front View



PURY-EP650YSNW-A

Side View

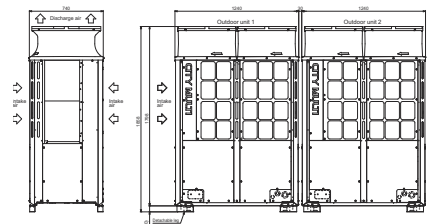
Front View



PURY-EP700/750/800/850YSNW-A

Side View

Front View



Telephone: 01707 282880

email: air.conditioning@meuk.mee.com

web: airconditioning.mitsubishielectric.co.uk

UNITED KINGDOM Mitsubishi Electric Europe Living Environment Systems Division

Travellers Lane, Hatfield, Hertfordshire, AL10 8XB, England General Enquiries Telephone: 01707 282880 Fax: 01707 278881

IRELAND Mitsubishi Electric Europe Westgate Business Park, Ballymount, Dublin 24, Ireland

Telephone: Dublin (01) 419 8800 Fax: Dublin (01) 419 8890 International code: (003531)

Country of origin: United Kingdom - Japan - Thailand - Malaysia. ©Mitsubishi Electric Europe 2017. Mitsubishi and Mitsubishi Electric are trademarks of Mitsubishi Electric Europe B.V. The company reserves the right to make any variation in technical specification to the equipment described, or to withdraw or replace products without prior notification or public announcement. Mitsubishi Electric is constantly developing and improving its products. All descriptions, illustrations, drawings and specifications in this publication present only general particulars and shall not form part of any contract. All goods are supplied subject to the Company's General Conditions of Sale, a copy of which is available on request. Third-party product and brand names may be trademarks or registered trademarks of their respective owners.

Note: The fuse rating is for guidance only. Please refer to the relevant databook for detailed specification. It is the responsibility of a qualified electrician/electrical engineer to select the correct cable size and fuse rating based on current regulation and site specific conditions. Mitsubishi Electric's air conditioning equipment and heat pump systems contain a fluorinated greenhouse gas, R410A (GWP:2088), R32 (GWP:675), R407C (GWP:1774) or R134a (GWP:1430). *These GWP values are based on Regulation (EU) No 517/2014 from IPCC 4th edition. In case of Regulation (EU) No.626/2011 from IPCC 3rd edition, these are as follows: R410A (GWP:1975), R32 (GWP: 550), R407C (GWP:1650) or R134a (GWP:1300).



www.greengateway.mitsubishielectric.co.uk

Mitsubishi Electric UK's commitment to the environment

Follow us @meuk_Jes
Follow us @green_gateway

Mitsubishi Electric
Living Environmental Systems UK

[mitsubishielectric2](https://www.youtube.com/mitsubishielectric2)

thehub.mitsubishielectric.co.uk

Effective as of November 2017